

# B-25-1

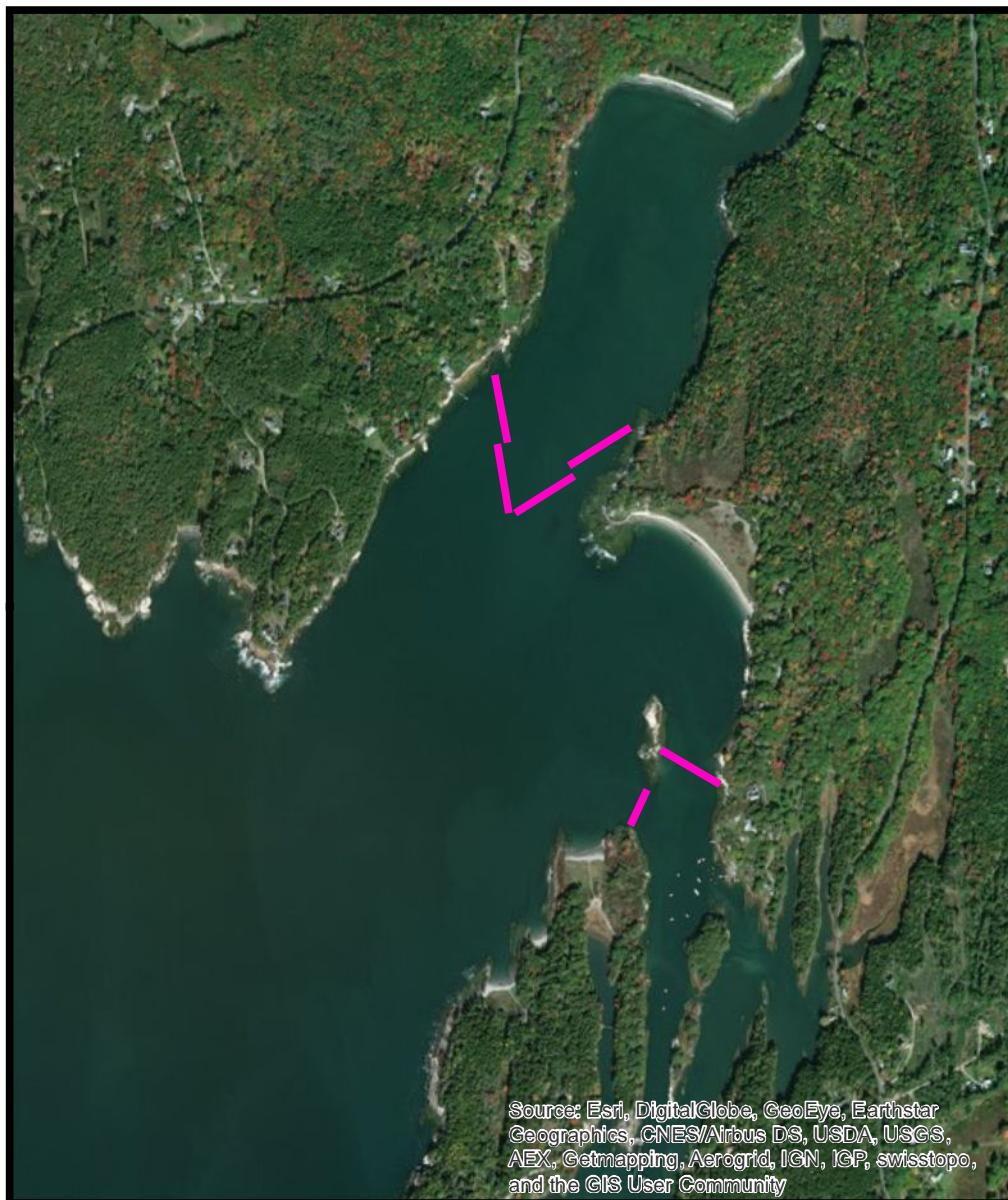
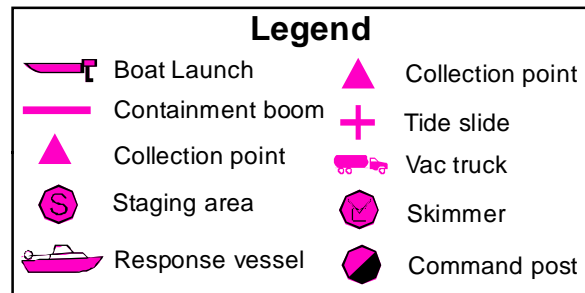
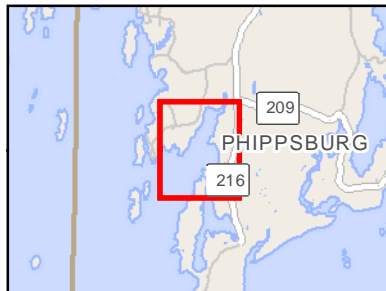
## Cape Small Harbor / Tottman Cove

Phippsburg

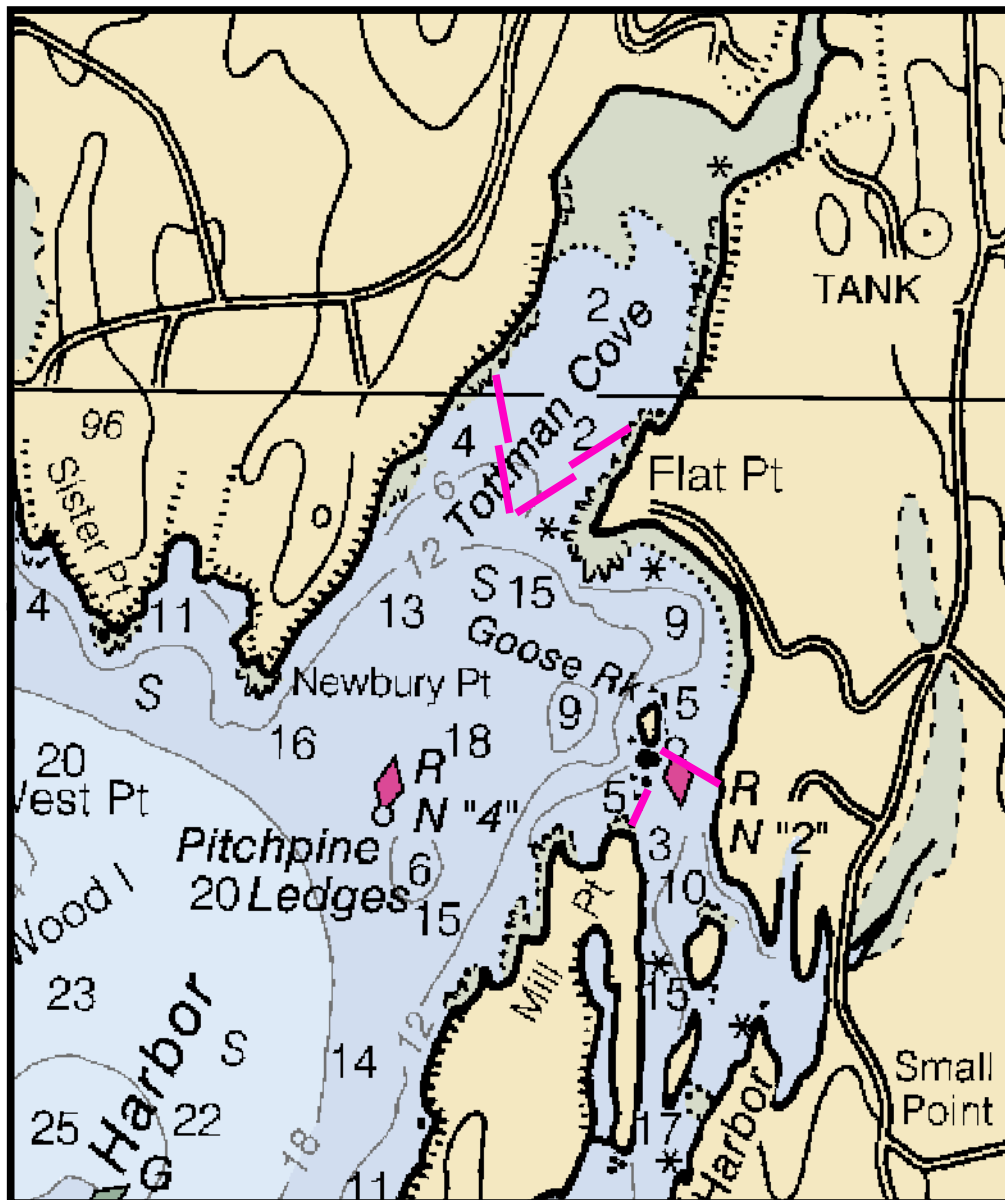
0 1,000 2,000  
Feet



Printed: 2/21/2018



Source: Esri, DigitalGlobe, GeoEye, Earthstar Geographics, CNES/Airbus DS, USDA, USGS, AEX, Getmapping, Aerogrid, IGN, IGP, swisstopo, and the GIS User Community



# Cape Small Harbor / Tottman Cove

**Town** Phippsburg

**Port Region** Casco Bay

**Latitude** 43° 44.773' N **Longitude** -69° 50.881'

**Strategy** B-25-1

**NOAA Chart #** 13290 **ESI Map #** 46C

**EVI Map #** 15

## Resources At Risk

**ESI Shoreline Type(s)** Mixed sand and gravel beaches (Tottman Cove)  
Exposed wave cut platforms (bedrock/mud/clay)

**Environmental Concerns** Sheltered tidal flats, shellfish beds, marsh in upper reaches of both areas. Diadromous fish runs in North Creek above Tottman Cove

## Strategy Information

**Strategy Purpose** to exclude oil from upper Tottman Cove and from Cape Small Harbor. Sebasco Estates has a part-tide ramp.

**Work Assignment** Deploy four 450' lengths of boom to form a chevron in Tottman Cove.

Deploy one 450' length of boom from Goose Rock to eastern shore, and one 250' length of boom from Goose Rock to Mill Point.

**Staging Areas** Beach adjacent to Tottman Cove? Possibly Small Point or Cundy's Harbor

**Site Access** By water from Saiono Point Landing, West Bath. Nearest address: 301 Sabino Road

**Nearest Boat Ramp** Sabino Point Landing, West Bath. Launch is "unimproved" but can launch from trailer and is all tide.

**Collection Points** N/A. Exclusion.

**Approx. Tidal Range (feet)** 9

**Max Current (knots)** **Flood** < 0.5 knots **Ebb** **Source** Local knowledge estimate

**Special Instructions** Difficult access

## Recommended Equipment / Resources

**Length of Boom (feet)** 2250

**Type of Boom** 12" - 18" containment boom

**Recommended Equipment (Minimum)** 8 - anchor systems: 35 lb. Danforth or equivalent and line for 3:1 scope plus tag line with buoy.  
2 - workboats with minimum 90 hp  
2 - boat operators  
4 - laborers

Unless otherwise indicated, the boom length given is the distance measured on the chart. Actual length required may vary with conditions.